



Self-Service Business Intelligence



Self-service business intelligence is an approach to data analytics that enables business users to access and work with corporate data even though they do not have a background in analytics.

All users, from business analysts to executives and decision makers, are able to create their own queries, reports and data visualisations through self-service models that connect to multiple data sources. IT maintains overall access control but no longer acts as an extra step in the query/report request process.

Decision Inc. plays a crucial role in the implementation of business intelligence platforms so that decision makers can solve business problems faster and more accurately than ever before.

Service Offering



Ease of use: Intuitive software that can be utilised by all business users



Agile tool: Connects to multiple data sources



Bespoke visualisations: Executive dashboards



Reporting: Drag & drop reporting

Tools and Technologies



Qlik 

 **Power BI**

 **+ a b | e a u**

SAP
Lumira 

Decision Inc.



Decision Inc. has worked with a wide range of clients, from large corporations to smaller businesses. We are widely recognised as a leading provider of information management solution services and tools with a strong focus on technical excellence and building long term customer partnerships.

Dashboards



Industry Case Study

QlikSense



Unrealised %
0.10%

Outstanding orders %
30.09%

Total Requisition Value
7.24M

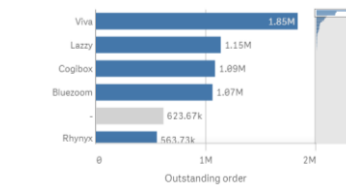
Total # of requisitions
1.74k

No of outstanding order
1 547


Outstanding Order - Value



Vendor Analysis



Regional Analysis- Contribution *



* The data set contains negative or zero values that cannot be shown i...

Order Type Share *



* The data set contains neagative or zero values that cannot be shown i...

Industry Case Study

Power BI



Beneficiary Breakdown

25 Jul 2017 9:57 AM

Date

This - Months

7/1/2017 - 7/31/2017

6M

Total Active Beneficiaries

35K

Total New Beneficiaries

947

Total Withdrawn Beneficiaries

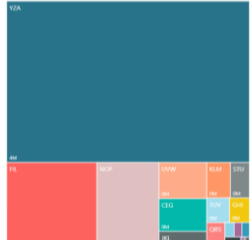
46.02

Average of Age

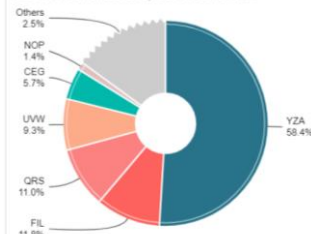
117

Max of Age

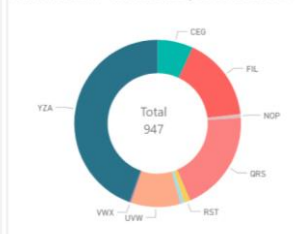
Total Active Beneficiaries by Scheme



Total New Beneficiaries by Scheme and Plan



Total Withdrawn Beneficiaries by Scheme and Plan



Mobile & Desktop

Dashboards

